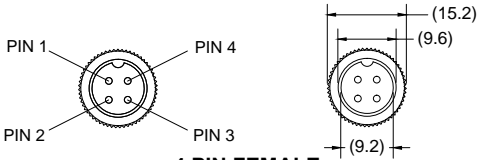


Revision Notes.				
R1 - MODEL NUMBER CHANGE FROM BN360-VBV0015 TO BN360-VBV-L4015				
APA: YJ LEE 30/10/14	Drawn: P.MISSEN	Checked: R.BATES	Approved: B.CHILDS	Date: 30/10/14

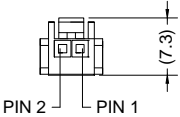
VIEW A



4 PIN FEMALE
MATING FACE

PIN #	WIRE COLOUR	DESCRIPTION
1	N/A	N/C
2	SHIELD	GND
3	N/A	N/C
4	WHITE	VIDEO

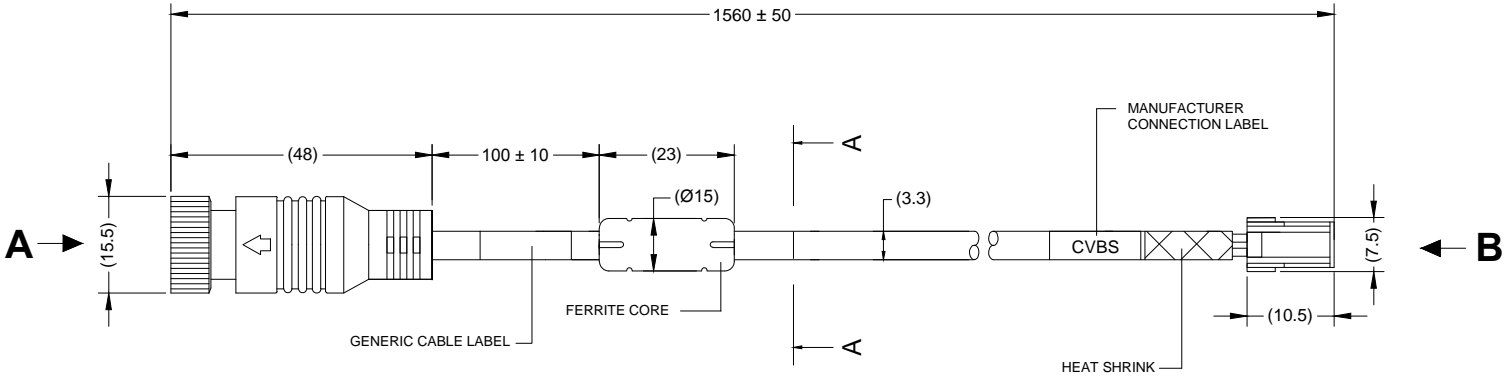
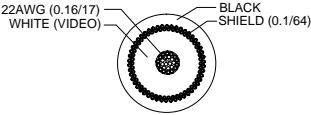
VIEW B



2 PIN FEMALE
MATING FACE

PIN #	WIRE COLOUR	DESCRIPTION
1	SHIELD	GND
2	WHITE	VIDEO


SECTION A-A



- NOTES
1. FOR CABLE LABEL REFER TO LATEST REVISION OF DRAWING BE-002644-XX-13.
 2. INTERNAL CABLE SHOULD BE ONE CONTINUOUS LENGTH BETWEEN CONNECTORS.
 3. CABLE PROVIDED IN A SUITABLE ADEQUATELY SIZED BAG.
 4. CABLE LABEL IS FREE TO MOVE ALONG CABLE.
 5. SHIELD TO BE COVERED WITH BLACK HEATSHRINK.
 6. FERRITE SPECIFICATION: F2 RH 10X20X5, 50Ω @ 25MHz, 120Ω @ 100MHz.

PROPRIETARY NOTICE
THIS DESIGN AND TECHNICAL INFORMATION APPEARING ON THIS DRAWING IS THE PROPERTY OF BRIGADE ELECTRONICS, AND IS DISCLOSED IN CONFIDENCE. IT IS NOT TO BE COPIED, REPRODUCED, REVEALED TO OR EXPROPRIATED BY OTHERS, EITHER IN WHOLE OR IN PART WITHOUT THE EXPRESS WRITTEN CONSENT OF BRIGADE ELECTRONICS.

BRIGADE
www.brigade-electronics.com

Assembly PI Approval YJ LEE 21/10/14		Approved by B.CHILDS		Checked by R.BATES		Drawn by P.MISSEN	
Angle of Projection 		Units mm	Scale N/A	Released 23/10/14		Assembly Ref -	
Third Angle		Status RELEASED		BN360-VBV-L4015			
		Part No 4698		BE-002976-01-14			